



WELCOME, FRIEND

FCS Summer Camp Weekly Newsletter



Words from the Camp Manager

As we close in on the end of 2022's summer camp, I find that I'm in a reflective mood. I think about how long I've been a part of the FCS community and the various roles I've served in: Camp Manager, Lead Camp Teacher, Ex-Day Teacher and Substitute Teacher. What started as a side job to help out a friend years ago seems to have morphed into another career. I'm happy to pass the responsibilities of the Camp Manager to Gillian Rosenzweig-Stein, an FCS colleague and alumna, who will be serving as the Assistant Director of Auxiliary Programs.

Summer Camp 2023 will see me return fully to teaching in between planned travel and a week-long Evensong residency at Salisbury Cathedral. Next summer, I'll be building on my expansion of the CIT program to help teens be better prepared for the world of work. This coming fall, I'll still be here for Ex-Day as before. Have great rest of your summer!

IN THIS ISSUE

FROM THE CAMP
MANAGER

A LOOK INSIDE OUR SUMMER
CAMP PROGRAMS

CAMP ACTIVITIES YOU
CAN TRY AT HOME!

ACTIVITY PAGES!

THIS WEEK'S
PHOTO GALLERY

Written by Support Staff
Produced by Danielle Probst



08A1 - Little Explorers: Build It!

Led By: Franny Ashcraft
Assisted by: Julian Craig
CIT: Maya D.

This week was a chance for the Little Explorers to try out their engineering skills.

We made construction hat crowns and were ready to build all sorts of structures.

We were busy building houses, cities, cars and trucks. Some of our projects this week were painting tiny bird houses, creating pattern towers, and the number one most enjoyed activity was the fort building toys!

08B1: Sport of the Day

Led By: Jazlyn Olivera
Assisted by: Liya Abebe

This week, campers teamed up and learned all about good sportsmanship and the importance of athletic training.

We practiced various drills from passing soccer balls to long jumps and even sprints. We also played team sports like soccer, kickball, and even basketball.

It was a hot week, but we definitely spent a lot of time enjoying the sun as we played games both indoors and outdoors!



08B2: The Art of the City

Led By: Lauren Hill & Sandra Haw
Assisted by: Ingrid Aguilar

There is so much creativity when it comes to designing a city, and our campers got to experience it firsthand this week.

We built houses and buildings out of recycled materials, practice various painting techniques from dot painting to even sponge painting.

Building a city is never a solo job, and we had a great time working altogether to build our very own mini city as well!



08B3: Rising 1/2

Led By: Hallie Friedfeld
Assisted by: Catherine Cousins

Campers got a taste of what to expect as they prepare to enter a their new classrooms this coming fall.

There was fun crafting, free play and choice time, but also some new experiences. For many rising 1st graders, it was an introduction to class assignments, work sheets, and reading and math exercises that were just some of the typical school day activities that they got a preview of for the fall.

For our 2nd graders, they got their first chance to be a big kid mentor to their incoming 1st grader friends!



08C1: Summer Blossoms

Led By: Madison Snyder

Assisted by: Zahra Mohammadi

As the summer winds down, Summer Blossoms is taking the steps to evolve to the next iteration of gardening and appreciation for our natural surroundings.

This week, we explored art activities involving plants and flowers, but also had hands-on experience checking for guinea fowl eggs, preparing the last bits of mulch for the FCS Farms gardening area, and enjoying the simplicity of enjoying our time spent together in a relaxing camp about summer fun.

08C2: Filmmaking for Beginners

Led By: Van Nguyen & Taylor Washington
Assisted by: Danielle Probst Rich

After a crash course in the foundations of filmmaking, from the responsibilities of each crew member to the process of making a film from script to post-production, campers split into two production teams and got straight to work.

They started with an idea (a short film and a game show) and then used storyboards to further develop their ideas into an improved script. The following days were taken up by filming their scenes, getting the best performances and finally reviewing all their shot footage for the best bits. Tricky questions, fierce competition, a scary giant (fake) spider and a little creative mayhem ensued. The results may surprise you! Click the links to the right for our two productions!



08C3: Origami & Papercraft

Led By: Crystal A Robinson
Assisted by: Zahra Mohammadi

What do tiny stars, a drinking cup, llamas and baskets have to do with origami? Everything!

This week, we attempted to avoid paper cuts as we dived into the world of folding paper in many cool and special ways. Some designs were as simple as making a paper airplane, while others may as well have been chapter books!

The biggest hit was the meticulous practice of turning strips of ordinary paper into puffy stars that one can fill a jar with. We're sure that some campers are still working on it even now...



08D1: Disc Sports

Led By: Alex Andrews
Assisted by: Jared McCord

All week long, campers drilled their skills in jumping, catching, running and tossing flying discs.

Did you know that frisbees are not discs? There are lots of details between different types of discs and their various uses from disc golf to Ultimate to something that is not really expected to fly more than a few feet.

We honed our sportsmanship skills and got used to seeing hard plastic flying in the air all week long to get ourselves ready for our next disc adventures!



Try this @Home!



Try this @Home!



Brick Wall Tags

When thinking about art in the city, we think about the many beautiful murals and graffiti we often see on the sides of buildings. In this activity, we talked a bit about creating a stylized version of your name in pastel before cutting it out and combining it with a "brick wall" made with a sponge and white paint.

When styling your name, make it distinctive with shapes and curves you would normally not use. Ask a grownup for help cutting, if needed, and the more brick walls you have, the bigger your tag could be!

Pattern Blocks

Pattern blocks are a staple of any elementary classroom, and they are useful tools for so many math skills.

They incorporate shapes, colors, size, thickness, and when combined together, they can be used to make simple line patterns to complex designs.

Most pattern blocks are standard sized, and you could find lots of design print outs for your child to copy or build on top of to make everything from animals to structures and so on.



Try this @Home!



What are Guinea Fowl?

These funny looking birds often turn heads, and we get lots of questions about them. Here's a quick FAQ for families curious about them:


- While technically domesticated, they tend to do their own thing.
- They are always in search of food, so the only way we get them back into the coop is to provide regular feed and mealworm treats for them.
- They're more aggressive than chickens and their primary safety mechanism is being very, very loud!
- Their eggs are half the size of chicken eggs and are very thick.

Designing with Canva

Curious about how we can create a digital newsletter AND a video every week without fail? Since discovering the design app Canva, we have been unable to put it down.

Everything from logos to signs and even the filmmaking camp's videos were made using its intuitive tools, which are simple, but powerful with some practice.

Our campers were able to explore and design their short films with it at camp, and so can you!



Try this @Home!



Origami Star Jars

Paper stars are surprisingly simple, yet hard to master, and tedious to make in bulk. All perfect qualities for making a jar that supposedly brings good luck and wishes!

These stars start as long narrow strips of paper or ribbon. There are several ways to start it, but you can start by gently tying a knot near the end of one side. Do not press it flat, though!

After the initial knot, it will take on the rough shape of a pentagon. After ward, simply roll and gently fold it along the rest of the strip until the end when you tuck it under a fold.

Use your fingernail to press the flat sides of the pentagon inward, and you'll have a star! Only a few hundred more to go...

Kan Jam Relay

Instead of playing traditional Kan Jam, we used it as an accuracy practice drill while doubling up on blocking exercises.

With two groups, the lead person takes turns tossing the disc to the Kan. A goalie behind the Kan needs to smack the disc into the open top to get the person to sit down. The first team to have all of their members sit wins!

If a person manages to toss the disc into the narrow slot in front of the Kan, then the whole team gets to sit immediately!




Activity Pages



Spot the Difference!



Session 08



Across: →

2. Bits of wood in a pile
4. Something you construct
7. The art of paper folding
8. Said at the beginning of recordings

Down: ↓


1. Something we learn in school
3. A place with many buildings
5. A sport that requires a disc
6. Uses a black and white ball



Our Rising 1/2 thanks the crew of Natural Resources Design, Inc. for renovating the front of our school!


Additional thanks to:

- Gordon McKenzie (Substitute Office Manager)
- Sheldon Henry (Director of Technology)
- Ramiro Pecher (Substitute Facilities Manager)
- Irma Guillén (Daytime Custodian)
- Jasmine Vaughn (School Nurse)



~ ASL





Our Support Staff this week:

Taylor Washington
Nicholas Lugo





**Nurturing
lifelong learners,
courageous risk-
takers, and
joyous
peacemakers.**

**OPEN HOUSES:
October
- January**



**APPLICATION
OPENS 9/1**

FCS FRIENDS
COMMUNITY
SCHOOL

Quaker Progressive Education for Grades K – 8

www.friendscommunityschool.org



Click here for a video slideshow!



See you next week!

- 09A1 - Little Explorers (Shipwrecked)
- 09B1 - Summer Blossoms
- 09B2 - The Science of Color
- 09B3 - Rising K
- 09C1 - Agility Adventures
- 09C2 - Escape Rooms & Puzzles
- 09C3 - Crafting Craze
- 09D1 - 3D Printing & Design